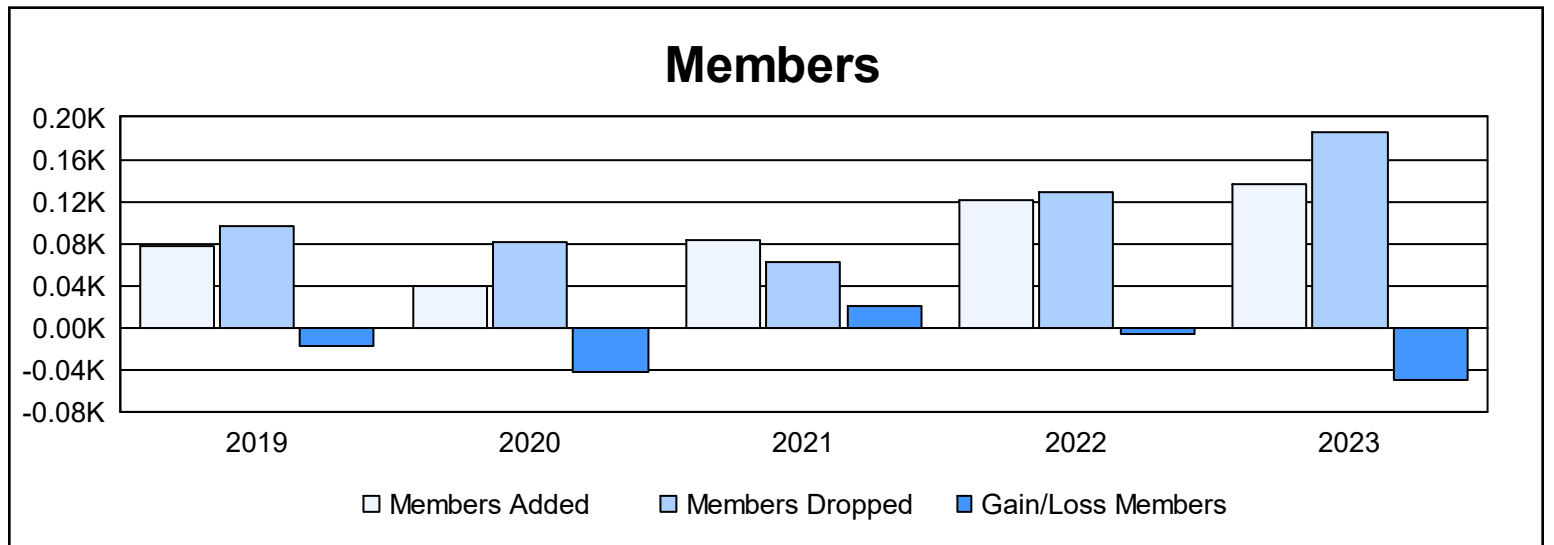
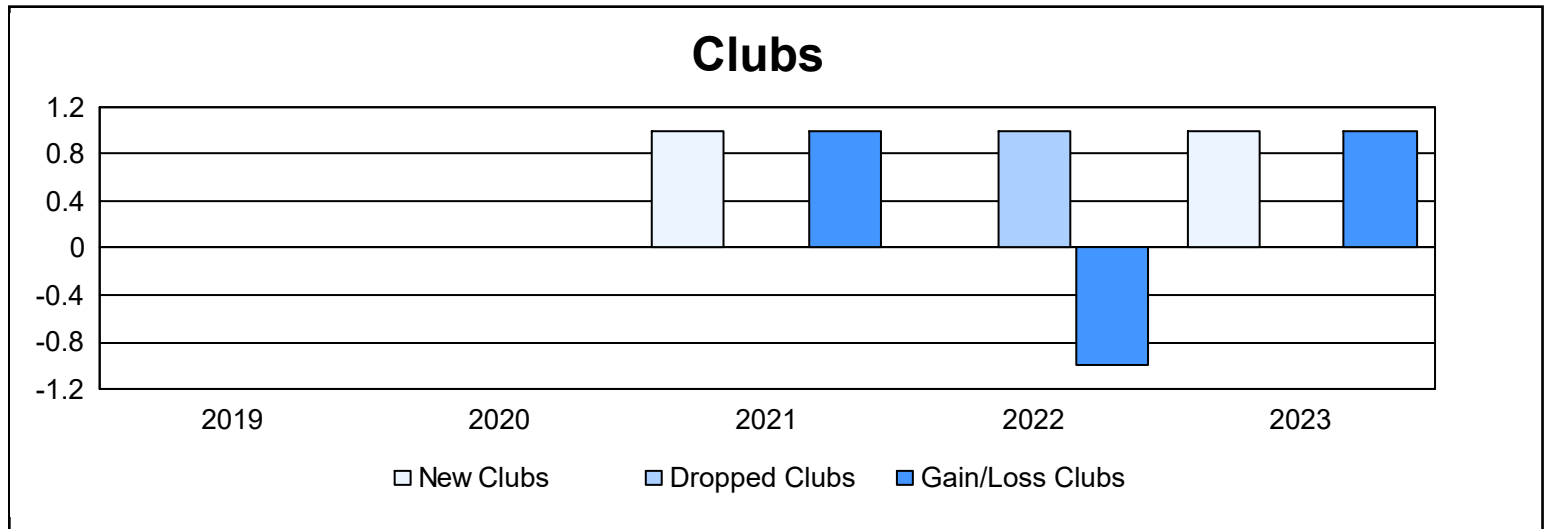
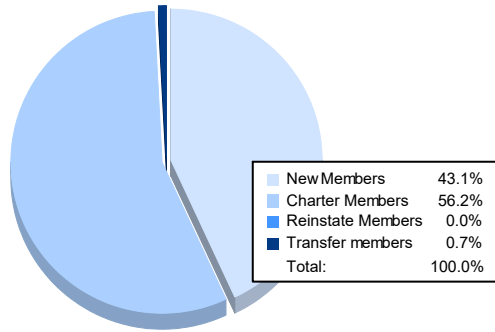


Year	New Clubs	Dropped Clubs	Gain/ Loss Clubs	New Members	Charter Members	Reinstate Members	Transfer Members	Total Member Added	Total Members Dropped	Gain/ Loss Members
2018-2019	0	0	0	70	0	4	4	78	96	-18
2019-2020	0	0	0	34	0	1	4	39	81	-42
2020-2021	1	0	1	34	46	1	2	83	62	21
2021-2022	0	1	-1	93	1	22	6	122	129	-7
2022-2023	1	0	1	59	77	0	1	137	186	-49
<b>Average</b>	<b>0</b>	<b>0</b>	<b>0</b>	<b>58</b>	<b>25</b>	<b>6</b>	<b>3</b>	<b>92</b>	<b>111</b>	<b>-19</b>



### Membership Composition June 2023 Cumulative



### Gender Composition June 2023 Cumulative

